



# PRESIDENTS ELEMENTARY SCHOOL



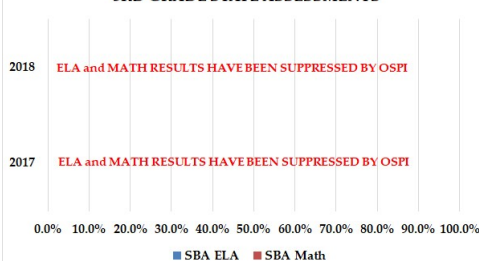
## Our School's Mission

The Presidents Elementary community will maximize achievement and meet individual student needs in a supportive environment.

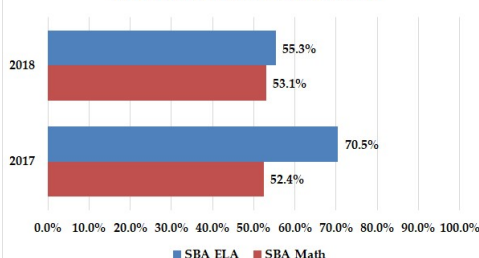
505 East 3rd Street  
Arlington, WA 98223  
Phone 360.618.6240  
Fax 360.618.6245

## Student Assessment Result Comparisons

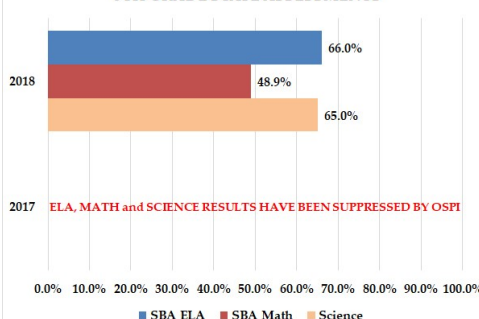
### 3RD GRADE STATE ASSESSMENTS



### 4TH GRADE STATE ASSESSMENTS



### 5TH GRADE STATE ASSESSMENTS



## Washington State Report Card

The Washington State Report Card provides school data at the state, school district and school building level. The report card includes information like assessment results, teacher qualifications and other information. View the report card at [reportcard.ospi.k12.wa.us](http://reportcard.ospi.k12.wa.us). You can also visit your child's school if you don't have access to a computer.

## Derek Larsen, Principal

## Annual School Performance Report– 2017-18

2017-18 District Year-End Fund Balance	General Fund	Associated Student Body	Debt Service	Capital Projects	Transportation Vehicle
Beginning Fund Balance	\$5,852,814	\$692,336	\$4,981,622	\$1,319,394	\$349,811
Total Revenues	70,712,894	919,264	5,806,449	472,751	1,524,570
Total Expenditures	67,807,158	897,644	5,456,649	1,215,915	661,419
Inter Fund Transfer	-100,000				100,000
<b>Ending Fund Balance</b>	<b>\$8,658,550</b>	<b>\$713,956</b>	<b>\$5,331,422</b>	<b>\$576,230</b>	<b>\$1,312,962</b>
<b>Budgeted Projected FB</b>	<b>\$8,598,696</b>	<b>\$725,791</b>	<b>\$5,321,800</b>	<b>\$1,500,000</b>	<b>\$1,175,000</b>

## Student Demographics

Enrollment ..... 545 (October 2018)  
Expenditures per pupil..... \$11,595.02  
Unexcused absence rate ..... 0.03%  
Free or Reduced-Price Meals ..... 34.4%  
Special Education ..... 20.8%

### Race/Ethnicity

Hispanic/Latino of any race (s)..... 11.6%  
American Indian/Alaskan Native..... 0.9%  
Asian ..... 0.6%  
Black/African American ..... 0.4%  
Pacific Islander ..... 0.0%  
White ..... 78.2%  
Two or more races ..... 8.4%

A summary of the district's 2017-18 Family and Community Survey can be seen here: <https://www.asd.wednet.edu/communications/surveys>

## Facility Use

Presidents Elementary was project number three of a four-part bond voters approved in March 2000. The building is designed to accommodate 650 students, grades kindergarten through fifth-grade. The school is located in the "Old Town" zone of Arlington, which preserves the historic quality of the traditional town center. The building design takes this intent into account, respecting the historic Roosevelt Building and other surrounds. You are invited to become an active part of our school.

## School Improvement Plan

As part of Presidents' School Improvement Plan in the area of math, all certificated teachers are participating in Number Talk book studies in grade level teams. Teachers are modeling Number Talks for each other and are teaming with our district's Math Teacher on Special Assignment (TOSA) to implement Number Talks within the classroom. Students are being provided with opportunities to strengthen their number sense skills and are learning to be flexible with their mathematical thinking.

Presidents' second goal centers around improving school culture by providing leadership opportunities for all students. For example, fifth-grade students are serving as peer tutors for students who have been identified as needing additional supports before school. Another example is students participate as helpers in the lunch room by serving on our Green Team. They work during their recess to help turn our lunchroom back into a gymnasium in an efficient and effective manner.