

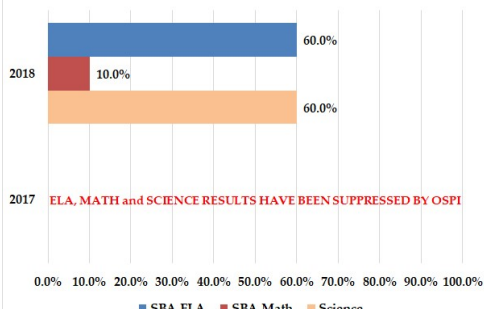
Our School's Mission

Stillaguamish Valley Learning Center provides a wide variety of educational opportunities and resources in a supportive learning community to parents and students who prefer an alternative to the traditional school setting.

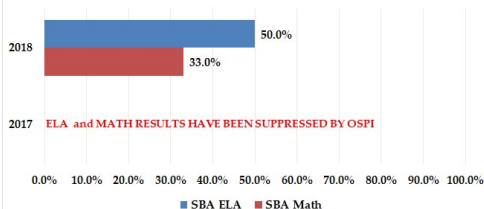
1215 East 5th Street
Arlington, WA 98223
Phone 360.618.6440
Fax 360.435.1359

Student Assessment Result Comparisons

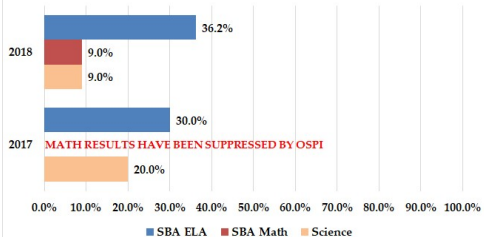
5TH GRADE STATE ASSESSMENTS



7TH GRADE STATE ASSESSMENTS



8TH GRADE STATE ASSESSMENTS



*ELA, Math and Science (if applicable) results for grades 3, 4, & 6 suppressed by OSPI.

Washington State Report Card

The Washington State Report Card provides school data at the state, school district and school building level. The report card includes information like assessment results, teacher qualifications and other information. View the report card at reportcard.ospi.k12.wa.us. You can also visit your child's school if you don't have access to a computer.

Andrea Dixon, Assistant Principal

Annual School Performance Report– 2017-18

2017-18 District Year-End Fund Balance	General Fund	Associated Student Body	Debt Service	Capital Projects	Transportation Vehicle
Beginning Fund Balance	\$5,852,814	\$692,336	\$4,981,622	\$1,319,394	\$349,811
Total Revenues	70,712,894	919,264	5,806,449	472,751	1,524,570
Total Expenditures	67,807,158	897,644	5,456,649	1,215,915	661,419
Inter Fund Transfer	-100,000				100,000
Ending Fund Balance	\$8,658,550	\$713,956	\$5,331,422	\$576,230	\$1,312,962
Budgeted Projected FB	\$8,598,696	\$725,791	\$5,321,800	\$1,500,000	\$1,175,000

Student Demographics

Enrollment 72 (October 2018)
Graduation Rate..... 29.6% (Class of 2017)
Expenditures per pupil..... \$11,595.02
Unexcused absence rate N/A
Student Dropout Rate..... 63.0%
Free or Reduced-Price Meals 19.4%
Special Education 2.0%

Race/Ethnicity

Hispanic/Latino of any race (s)..... 9.7%
American Indian/Alaskan Native..... 0.0%
Asian 0.0%
Black/African American 2.8%
Pacific Islander 0.0%
White 86.1%
Two or more races 1.4%

A summary of the district's 2017-18 Family and Community Survey can be seen here: <https://www.asd.wednet.edu/communications/surveys>

Facility Use

Stillaguamish Valley Learning Center is located adjacent to Post Middle School and Eagle Creek Elementary Schools. The campus has eight portable buildings, a playground, a nature trail and surrounding open spaces. You are invited to become an active part of our school.

The community is welcome to use the facilities after school operating hours have ended. At this time, a few organizations use the facilities for regular and occasional activities. Community use is encouraged and may be scheduled by contacting Katherine Ray at the district office at 360.618.6255.

School Improvement Plan

For the 2018/19 school year, SVLC is focusing our collective efforts on increasing our students mathematical fluency. This year our goal is to have every SVLC student show grade-level proficiency on mathematical standards as measured by SBAC, iReady, and Course Pass Rates. SVLC has secured a number of varied resources to help individually target and tackle lagging mathematical skills in every student. These resources include supplemental online programs, creative scheduling allowing for students to receive daily math support, collaborative tutoring with National Honor Society students from our District high school, progress monitoring through iReady, and monthly diagnostic growth assessments to target gaps in fluency. Campus-wide, SVLC has committed to ensuring mathematical skills are embedded across all content areas.